

Scout Name: \_\_\_\_\_ Unit #: \_\_\_\_\_ Date: \_\_\_\_\_

Camp Attended: \_\_\_\_\_



## SHOTGUN SHOOTING Merit Badge Requirements

1) Do the following:

- A) Explain why BB and pellet air guns must always be treated with the same respect as firearms.
- B) Describe how you would react if a friend visiting your home asked to see your or your family's firearm(s).
- C) Explain the need for use and types of eye and hearing protection.
- D) Explain the main points of the laws for owning and using guns in your community and state.
- E) Explain how hunting is related to the wise use of renewable wildlife resources.
- F) Successfully complete a state hunter education course, or obtain a copy of the hunting laws for your state, then do the following:
  - 1) Explain the main points of hunting laws in your state and give any special laws on the use of guns and ammunition, and
  - 2) List the kinds of wildlife that can be legally hunted in your state.
- G) Explain to your counselor the proper hygienic guidelines used in shooting.
- H) Identify and explain three shotgun sports. Identify places in your community where you could shoot these sports and explain how you can join or be a part of shooting sports activities.
- I) Give your counselor a list of sources that you could contact for information on firearms and their use.

2) Do **ONE** of the following options

### **OPTION A - Shotgun Shooting (Modern Shotshell Type)**

- A) Identify the principal parts of a shotgun, action types, and how they function.
- B) Identify and demonstrate the rules for safe gun handling.
- C) Identify the parts of a shotgun shell and their functions.
- D) Identify the various gauges of shotguns. Explain which one you would pick for use and why.
- E) Identify and explain the fundamentals of shooting a shotgun safely.
- F) Identify and explain each rule of safely shooting a shotgun.
- G) Demonstrate the knowledge, skills, and attitude necessary to safely shoot moving targets, using the fundamentals of shotgun shooting.
- H) Identify the materials needed to clean a shotgun.
- I) Demonstrate how to clean a shotgun safely.
- J) Discuss what points you would consider in selecting a shotgun.
- K) Shooting score required – Hit at least 12 (48 percent) out of 25 targets in two 25-target groups. The two groups need not be shot in consecutive order.

### **Shooting Skill Rules:**

- Targets may be thrown by a hand trap, manual mechanical, or on any trap or skeet field. Note: If using a hand trap or manual mechanical trap, the trap operator should be at least 5 feet to the right and 3 feet to the rear of the shooter. If throwing left-handed with a hand trap, this should be reversed.
- All Targets should be thrown at a reasonable speed and in the same direction.
- Targets should be generally thrown so as to climb in the air after leaving the trap.
- Scores may be fired at any time, either in formal competition or in practice.
- Any gauge shotgun not exceeding 12 gauge may be used.
- Standard clay targets customarily used for trap and skeet are to be used.
- Any ammunition, either factory or hand loaded, may be used.
- Shooters must shoot in rounds of 25. Rounds need not be shot continuously or on the same day (the term "round" refers to a single series of 25 shots).

### **OPTION B - Muzzle-Loading Shotgun Shooting**

- A) Discuss a brief history of the development of the muzzle-loading shotgun.
- B) Identify principal parts of percussion and flintlock shotguns and discuss how they function.
- C) Demonstrate and discuss safe handling rules of a muzzle-loading shotgun.
- D) Identify the various grades of black powder and their proper use.
- E) Discuss proper safety procedures pertaining to black powder use and storage.
- F) Discuss proper components of a load.
- G) Identify proper procedures and accessories used for loading a muzzle-loading shotgun.
- H) Demonstrate knowledge, skill, and attitude necessary to safely shoot a muzzle-loading shotgun on a range, including range procedures.
- I) Shoot a moving target with a muzzle-loading shotgun using the five fundamentals of firing the shot.
- J) Identify the materials needed to clean a muzzle-loading shotgun properly and safely.
- K) Demonstrate how to clean a muzzle-loading shotgun safely.
- L) Identify the causes of a muzzle-loading shotgun's failing to fire and explain or demonstrate proper correction procedures.
- M) Discuss what points you would consider if selecting a muzzle-loading shotgun.
- N) Shooting score required - Hit a least five out of 15 targets.

#### **Shooting skill rules:**

- Target may be thrown by a hand trap, manual mechanical, or on any trap or skeet field. Note: If using a hand trap or manual mechanical trap, the trap operator should be a least five feet to the right and three feet to the rear of the shooter. If throwing left-handed with a hand trap this should be reversed.
- All targets should be thrown at a reasonable speed and in the same direction.
- Targets should be generally thrown so as to climb in the air after leaving the trap.
- Scores may be fired at any time, either in formal competition or in practice.
- Any gauge shotgun not exceeding 10 gauge may be used.
- Standard clay targets customarily used for trap and skeet are to be used.

**Requirement 1**

Do the following:

A) Why should BB and pellet air guns be treated with the same respect as firearms? \_\_\_\_\_

---

---

---

B) How would you react if a friend visiting your home asked to see your or your family's firearm(s)? \_\_\_\_\_

---

---

---

C) Explain the need for and use and types of eye and hearing protection: \_\_\_\_\_

---

---

---

---

D) Give the main points of the laws for owning and using guns in your community and state: \_\_\_\_\_

---

---

---

---

E) Explain how hunting is related to the wise use of renewable wildlife resources: \_\_\_\_\_

---

---

---

---

F) Successfully complete a state hunter education course, or obtain a copy of the hunting laws for your state, then do the following:

What course did you take: \_\_\_\_\_ Date: \_\_\_\_\_

What are the hunting laws for your state: \_\_\_\_\_

---

---

---

---

---

---

---

---

1) Explain the main points of hunting laws in your state:

---

---

---

---

Give any special laws on the use of guns and ammunition:

---

---

---

---

2) List the kinds of wildlife that can be legally hunted in your state:

<hr/> <hr/> <hr/> <hr/> <hr/> <hr/> <hr/> <hr/> <hr/> <hr/>	<hr/> <hr/> <hr/> <hr/> <hr/> <hr/> <hr/> <hr/> <hr/> <hr/>
---	---

G) Explain to your counselor the proper hygienic guidelines used in shooting:

---

---

---

---

---

---

H) Identify and explain three shotgun sports:

---

---

---

Identify places in your community where you could shoot these sports:

---

---

---

Explain how you can join or be a part of shooting sports activities:

---

---

---

---

---

---

I) Give your counselor a list of sources that you could contact for information on firearms and their use:


<hr/> <hr/> <hr/> <hr/> <hr/>	<hr/> <hr/> <hr/> <hr/> <hr/>	<hr/> <hr/> <hr/> <hr/> <hr/>
-------------------------------	-------------------------------	-------------------------------

## Requirement 2

You have been given two options for this requirement. Select and complete **ONE OPTION**.

### Option A - Shotgun Shooting (Modern Cartridge Type):

On the following diagram, identify the principal parts of a shotgun:



A) List the "action types" of rifles and also describe how each type works:



Type: \_\_\_\_\_

Description: \_\_\_\_\_

\_\_\_\_\_  
\_\_\_\_\_



Type: \_\_\_\_\_

Description: \_\_\_\_\_


\_\_\_\_\_  
\_\_\_\_\_



Type: \_\_\_\_\_

Description: \_\_\_\_\_

\_\_\_\_\_  
\_\_\_\_\_



Type: \_\_\_\_\_

Description: \_\_\_\_\_

\_\_\_\_\_  
\_\_\_\_\_

B) Identify and demonstrate the three rules for handling a shotgun safely.

Rule 1: \_\_\_\_\_

\_\_\_\_\_

Demonstrated: \_\_\_\_\_

Rule 2: \_\_\_\_\_

\_\_\_\_\_

Demonstrated: \_\_\_\_\_

Rule 3: \_\_\_\_\_

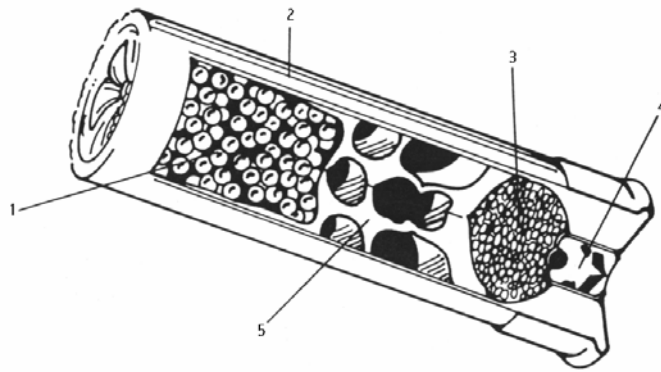
\_\_\_\_\_

Demonstrated: \_\_\_\_\_

\_\_\_ Demonstrate to your merit badge counselor that you know how to handle shotguns in a safe manner. Give a brief summary of how you demonstrated this to your counselor: \_\_\_\_\_

\_\_\_\_\_  
\_\_\_\_\_

C) On the diagram below, identify the parts of a shotgun shell and their functions.



- 1) Name: \_\_\_\_\_ Function: \_\_\_\_\_
- 2) Name: \_\_\_\_\_ Function: \_\_\_\_\_
- 3) Name: \_\_\_\_\_ Function: \_\_\_\_\_
- 4) Name: \_\_\_\_\_ Function: \_\_\_\_\_
- 5) Name: \_\_\_\_\_ Function: \_\_\_\_\_

D) Identify the various gauges of shotguns. Explain which one you would pick for use and why.

- Gauge: \_\_\_\_\_ Why would you use this gauge? \_\_\_\_\_
- Gauge: \_\_\_\_\_ Why would you use this gauge? \_\_\_\_\_
- Gauge: \_\_\_\_\_ Why would you use this gauge? \_\_\_\_\_
- Gauge: \_\_\_\_\_ Why would you use this gauge? \_\_\_\_\_
- Gauge: \_\_\_\_\_ Why would you use this gauge? \_\_\_\_\_

E) Identify and explain the five fundamentals of shooting a shotgun.

- 1-Fundamental: \_\_\_\_\_  
Demonstrated: \_\_\_\_\_
- 2-Fundamental: \_\_\_\_\_  
Demonstrated: \_\_\_\_\_
- 3-Fundamental: \_\_\_\_\_  
Demonstrated: \_\_\_\_\_
- 4-Fundamental: \_\_\_\_\_  
Demonstrated: \_\_\_\_\_
- 5-Fundamental: \_\_\_\_\_  
Demonstrated: \_\_\_\_\_

**F) Identify and explain each rule for shooting a shotgun safely.**

Rule 1: \_\_\_\_\_

Rule 2: \_\_\_\_\_

Rule 3: \_\_\_\_\_

Rule 4: \_\_\_\_\_

Rule 5: \_\_\_\_\_

Rule 6: \_\_\_\_\_

Rule 7: \_\_\_\_\_

\_\_ Explain each rule to your merit badge counselor:

**G) Demonstrate the knowledge, skill, and attitude necessary to safely shoot moving targets, using the five fundamentals of shotgun shooting.**

Give a brief summary of how you demonstrated the above to your merit badge counselor: \_\_\_\_\_

\_\_\_\_\_  
\_\_\_\_\_  
\_\_\_\_\_

**H) List the materials needed to clean a shotgun:**

1: \_\_\_\_\_ 2: \_\_\_\_\_ 3: \_\_\_\_\_

4: \_\_\_\_\_ 5: \_\_\_\_\_ 6: \_\_\_\_\_

**I) \_\_ Demonstrate to your merit badge counselor how to clean a shotgun safely.**

Give a brief summary of you demonstrated cleaning a shotgun safely: \_\_\_\_\_

\_\_\_\_\_  
\_\_\_\_\_  
\_\_\_\_\_

**J) Use the spaces below to list some of the points you would consider in selecting a shotgun. List a few other points you want to discuss or know "before you buy", include a few points about buying a used shotgun.**

1: \_\_\_\_\_ 2: \_\_\_\_\_ 3: \_\_\_\_\_

4: \_\_\_\_\_ 5: \_\_\_\_\_ 6: \_\_\_\_\_

7: \_\_\_\_\_ 8: \_\_\_\_\_ 9: \_\_\_\_\_

10: \_\_\_\_\_ 11: \_\_\_\_\_ 12: \_\_\_\_\_

13: \_\_\_\_\_ 14: \_\_\_\_\_ 15: \_\_\_\_\_

16: \_\_\_\_\_ 17: \_\_\_\_\_ 18: \_\_\_\_\_

19: \_\_\_\_\_ 20: \_\_\_\_\_ 21: \_\_\_\_\_

Use this area to describe your shooting experience. List your scores. Show your merit badge counselor your targets.

---

---

---

---

---

---

---

---

---

---

List your scores below:

<hr/>	<hr/>	<hr/>
<hr/>	<hr/>	<hr/>
<hr/>	<hr/>	<hr/>

If you selected **OPTION B - Muzzle-loading Shotgun Shooting**:

**A) Discuss a brief history of the development of the muzzle-loading shotgun:**

---

---

---

---

---

---

---

---

---

---

**B) Identify principal parts of percussion and flintlock shotguns:**

---

---

---

---

---

---

---

---

---

---

Discuss how they function:

---

---

---

---

---

---

---

---

---

---

**C) Demonstrate and discuss safe handling rules of a muzzle-loading shotgun:**

---

---

---

---

---

---

---

---

---

---

\_\_\_ Demonstrate to your merit badge counselor safe handling rules of a muzzle-loading shotgun.

**D) Identify the various grades of black powder and their proper use:**

Grade of black powder:

It's use:

---

---

---

Grade of black powder:

It's use:

---

---

---

Grade of black powder:

It's use:

---

---

---

Grade of black powder:

It's use:

---

---

---

**E) Discuss proper safety procedures pertaining to black powder use and storage:**

---

---

---

---

---

---

---

**F) Discuss proper components of a load:**

---

---

---

---

---

---

---

**G) Identify proper procedures and accessories used for loading a muzzle-loading shotgun:**

---

---

---

---

---

---

---



